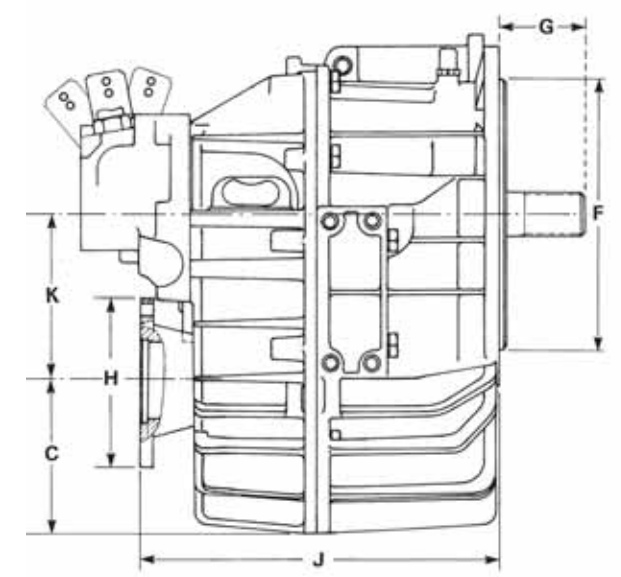
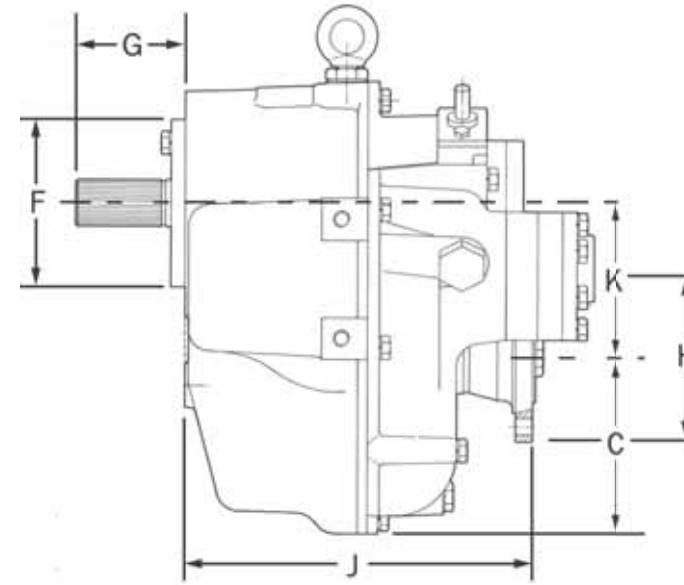
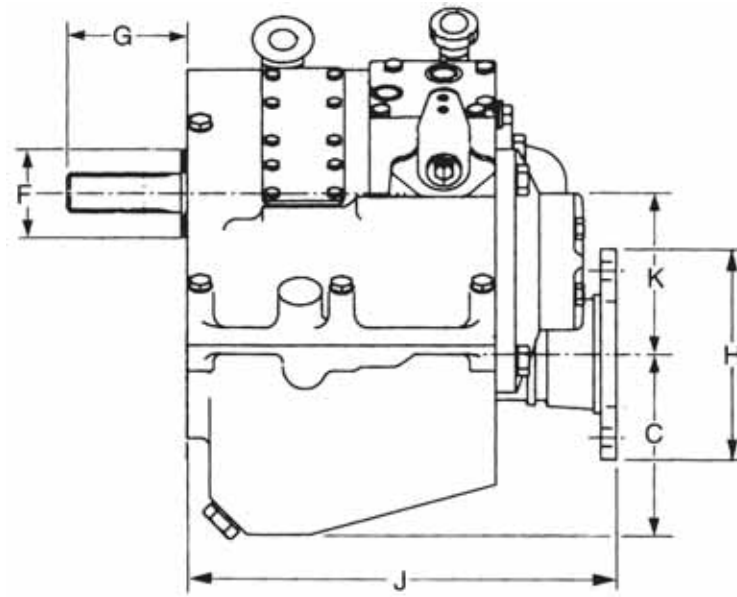
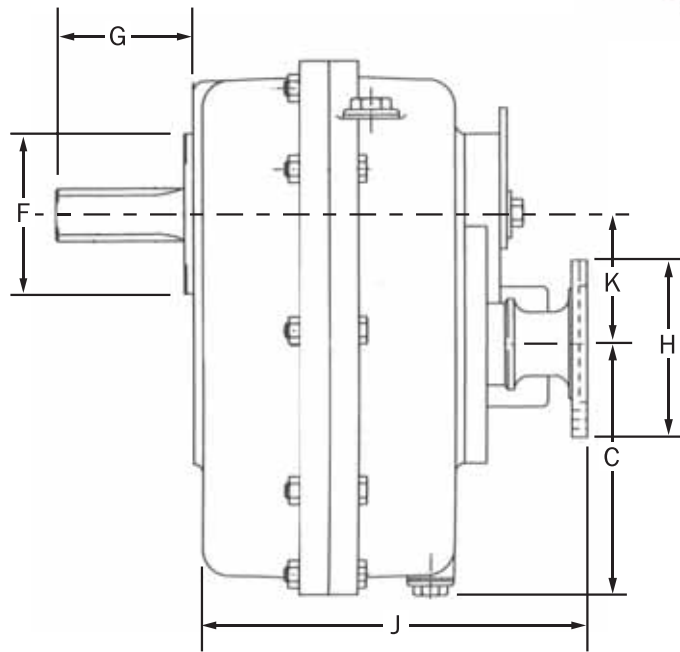


Drop centre hydraulic engagement gearboxes



Make		PRM										TECHNODRIVE				ZF (PREVIOUS HURTH HSW TYPES)					
Model		150	260	500	750	750	1000	1000	1500SC	1500DC	345	93	170	265 ^③	12(125H)	25(250H)	45(450H)	63(630H)	220	280-1	
REDUCTION					(1.09)				1.22/1.56									1.25	1.00, 1.13	1.00	
RATIOS :1		1.50		1.46	(1.46)		(1.53)		1.94	3.12	(1.54)	(1.51)	(1.50)	(1.17)	1.95 ^②	1.97	2.20	1.51, 1.75	1.24, 1.40	1.06, 1.14	
		2.10	1.96	1.94	1.94		2.03		2.25	3.88	2.00	2.09	(2.04)	1.50	2.14		2.51	1.95	1.50, 1.96	1.21, 1.30	
				[2.57]	[2.57]				2.45	4.50	[2.47]	[2.40]	2.50	2.09	(2.63)		3.03	(2.48)	2.48	1.51, 2.00	
		2.82	2.94	[2.90]	[2.90]	3.95	[2.86]	4.00	(3.00)	(4.90)	[2.47]	{2.77}	[2.94]	2.82		(2.80)	3.74	(2.79)	(3.00)	2.48, 3.00	
Weight	W Kgs	21	48	68	72	80	86	93	260	300	26	55	78	165	13	24	60	46	63	73	
Length	J mm	216	293	314	314	314	305	305	513	513	255	258	268	361	222	270	222	273	287	299	
Drop	K mm	74	89	121	121	153	135	174	188	248	97	110	132	158	72	99	151	127	135	146	
Depth	C mm	122	117	121	121	140	127	162	200	180	95	126	131	177	89	101	139	119	125	131	
Spigot	F mm	88	50.8	63.5	63.5	63.5	88.5	88.5	SAE3	SAE1,2	209	120	120	SAE 1,2,3 ^①	88	92	111FEM	209	111FEM	111FEM	
Shaft	G mm	75	95	89	89	89	76	76	60	60	65	78	78	SAE11½, 14 ^①	75	83	74	65	95	71	
Flange	H ins	4	5	5 ¾	5 ¾	5 ¾	5 ¾	7 ¼	7 ¼	10 ½	5	5	5	5¾T.D.	4	4	5¾	5	5¾T.D.	5¾T.D.	
Max Diesel HP/100*		2.1	3.6	6.4[6.2]	(10.5)9.5[8.0]	8.0	(14.4)12.6[11.5]	11.5	21(18.9)**	21(18.3)**	(4.8)3.8[2.9]	(7.2)6.2[5.5]{4.8}	(10.4)8.4[7.2]	15	1.8(1.5)	4.4(3.4)	6.3	9.6(7.9)	13.2(11.5)	18.7	
Max RPM		5000	4500	4500	4500	4500	3500	3500	3000	3000	4500	4500	4000	300	3800	5500	5500	5500	4500	3300	
Cooler size (min)		1	1	2	2	3	2	3	4	4	1HP	2HP	2HP	3HP	1	1	2	1	3HP	4HP	
Lubricant		Engine Oil										SAE 20W/40 Engine Oil				ATF Dextron			SAE30 Engine Oil		
*Pleasure boat rating		P.T.O. available on 500 - 1750 Get you home device fitted Trolling valve and electric shift available on 260 - 1750 All PRM gearboxes except 150, 1500 & 1750 may be ordered for non-standard input rotation. All gearboxes may be used with either rotation propeller. Made in England										① Not included in basic cost of gearbox ③ P.T.O. SAE.B available All gearboxes may be used with either rotation propeller. Made in European Community				② Opposite rotation PTO flanges available (not 12) Electric shift available (not 12) Trolling valves available (not 12) All gearboxes may be used with either rotation propeller. Made in European Community, except 45 (Brazil)					

Installation parts available include:- Flywheel housings and adaptors, flywheel drive plates, oil coolers, shift cable connection kits, flexible couplings, shaft half couplings, C.V shafts and thrust bearings

Installation parts available include:- Flywheel housings and adaptors, flywheel drive plates, oil coolers, shift cable connection kits, flexible couplings, shaft half couplings, C.V shafts and thrust bearings

All gearboxes may be operated with single lever remote controls, and will accept propeller shaft thrust. Always fit a flexible coupling