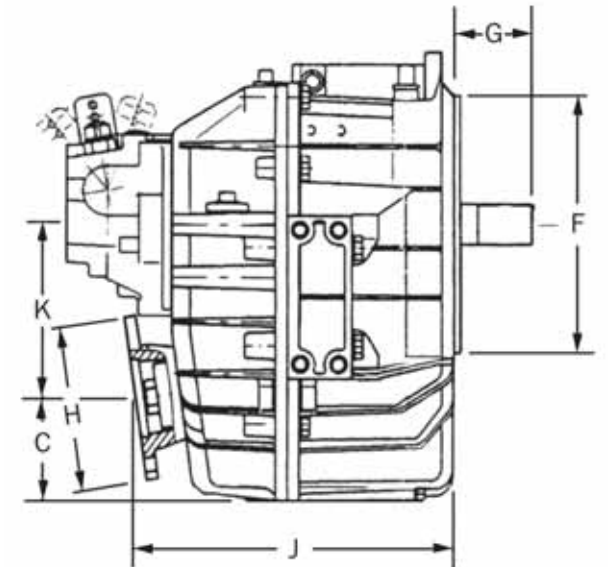
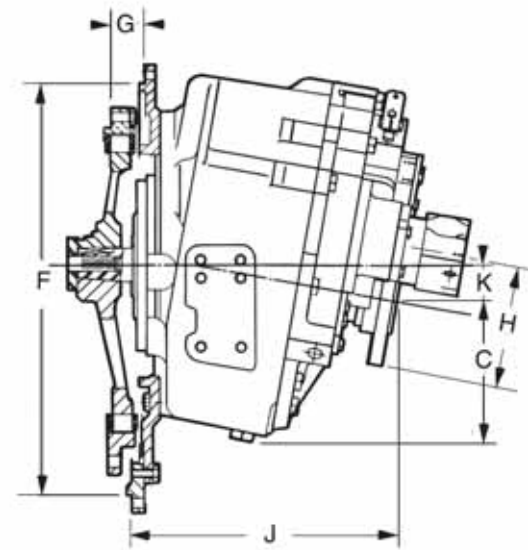
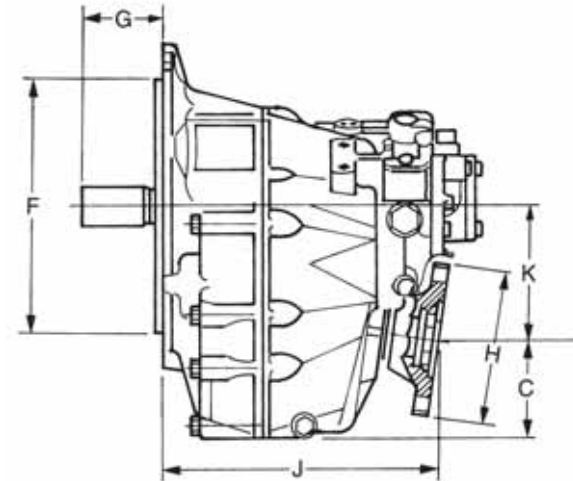
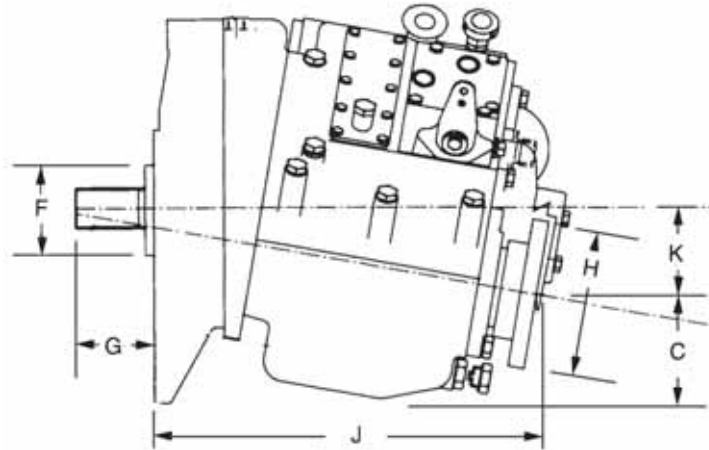


# Angle-drive hydraulic engagement gearboxes



Make	PRM		TECHNODRIVE				VELVET			ZF (PREVIOUS HURTH HSW TYPES)					
Model	750A	1000A	TM345A	93A	170A	265A ①	LIBERTY	25A(250A)	45A(450A)	63A(630A)	80A(800A)	220A	280-1A	301A	
REDUCTION RATIOS :1	1.09	1.53	(1.54)	(1.51)	1.53	(1.44)	1.0/1.25	1.55	1.26	1.22	1.57	1.23	1.12	1.19	
	(1.94)	(2.03)	2.00	2.09	2.08	2.09	1.50	1.93	1.51	1.56	1.75	1.53	1.48	1.52	
	(2.57)	[2.86]	[2.47]	[2.40]	(2.60)	[2.30]	2.45	(2.48)	(2.43)	(2.52)	(2.50)	2.04	2.04	2.55	
	[2.90]						(2.80)	(2.71)		(2.70)		(2.45)	2.45	2.90	
ANGLE	8°	10°	8°	8°	10°	7°	8°	8°	8°	8°	8°	10°	7°	10°	
Weight W Kgs	90	118	25	51	78	165	49	24	28	44	69	50	73	87	
Length J mm	400	381	224	245	250	356	228	216	228	265	291	246	280	324	
Drop K mm	76	86	111	125	155	176	151	115	126	144	160	145	147	56	
Depth C mm	120	127	83	110	253	159	97	75	79	82	112	116	114	167	
Spigot F mm	63.5	88.5	209	120	120	SAE1,2,3	209	92	209	209	209	111FEM	111FEM	256	
Shaft G mm	89	78	66	78	78	SAE11½, 14	65	83	65	65	71	93	71	88	
Flange H ins	5 ¾	5 ¾	5	5	5	5¾TD	5	4	5	5	5 ¾TD	4 ¾TD	5 ¾TD	5 ¾TD	
Max Diesel HP/100*	9.6(9.5)[8.0]	12.9(12.6)[11.5]	(4.8)3.8[2.9]	(6.6)5.5[4.8]	12.3(9.9)	(14.9)13.8[12.5]	9.6(8.5)	4.4(3.4)	6.3(5.9)	9.6(8.4)	13.2(12.1)[11.4]	12.5(11.5)	18.8(16.2)	17.2	
Max RPM	4500	3500	4500	4500	4000	3000	5000	5500	5500	5500	4500	4500	3200	3000	
Cooler size (min)	3	4	1HP	2HP	2HP	3HP	2	1	2	2	3	3HP	4HP	4HP	
Lubricant	Engine Oil		SAE20/40 Engine Oil				ATF	ATF Dextron					SAE30 Engine Oil		
Notes and options	Trolling valves, Electric shifts PTO Mountings Get you home device as standard All gearboxes may be ordered for non-standard input rotation Made in European Community		Trolling valves ① P.T.O., SAE,B  Made in European Community				Made in USA	V-Drive version available			Electric shift controls (not 25A) V-Drive versions (not 25A)		PTO mountings (not 25A) Trolling valves (not 25A)  Made in European Community		

Installation parts available include:- Flywheel housings and adaptors, flywheel drive plates, oil coolers, shift cable connection kits, flexible couplings, shaft half couplings, C.V shafts and thrust bearings

Installation parts available include:- Flywheel housings and adaptors, flywheel drive plates, oil coolers, shift cable connection kits, flexible couplings, shaft half couplings, C.V shafts and thrust bearings

**All gearboxes may be operated with single lever remote controls, and will accept propeller shaft thrust. Always fit a flexible coupling**